



PM150-series 120 to 150W

Input / Output

- Wide input voltage ranges.
- Input ranges from 10 to 270 Vd.c.
- Single outputs from 12 to 48 Vd.c.
- Reverse input voltage protection.
- 2.5 kVa.c. isolation input/output, input/case, output/case.

Features

- Overvoltage protection OVP
- Extra output with series diode
- Over/Under voltage alarm relay.

Operation

- Operating temperature range -25 to +55°C and +70° with derating.
- High efficiency.
- Fully encapsulated, meets IP20 as standard.
- Convection cooled.

EMC

- EN61000-6-3, Emission.
- EN61000-6-2, Immunity.
- EN/IEC61000-4-4, 4kV.
- EN/IEC61000-4-5 level 2&3.

Input and outputs ratings

Nominal inputs	Input range	Code
12, 24 Vd.c.	10 to 30V	A
24, 28, 36, 48 Vd.c.	20 to 60V	B
72, 96, 110, 127 Vd.c.	50 to 150V	C
110, 127, 220 Vd.c.	90 to 270V	D

Input voltages meeting train standard
EN50155/IEC60571, can be made on demand.

Voltage	Output	
	Current	Power
12V	10 - 12.5A	120 - 150W
13.8V	8.7 - 10.9A	120 - 150W
15V	8 - 10A	120 - 150W
24V	5 - 6.25A	120 - 150W
28V	5.36A	150W
36V	4.17A	150W
48V	2.50 - 3.13A	120 - 150W

Output ratings and type code

Output			Input			
Voltage	Current	Power	10 - 30V	20 - 60V	50 - 150V	90 - 270V
12V	10.0A	120W	PM150A12			
12V	12.5A	150W		PM150B12	PM150C12	PM150D12
13.8V	8.70A	120W	PM150A13.8			
13.8V	10.9A	150W		PM150B13.8	PM150C13.8	PM150D13.8
15V	8.00A	120W	PM150A15			
15V	10.0A	150W		PM150B15	PM150C15	PM150D15
24V	5.00A	120W	PM150A24			
24V	6.25A	150W		PM150B24	PM150C24	PM150D24
28V	5.36A	150W		PM150B28	PM150C28	PM150D28
36V	4.17A	150W		PM150B36		
48V	2.50A	120W	PM150A48			
48V	3.13A	150W		PM150B48	PM150C48	PM150D48

How to read our product code:

Example **PM150B12**

PM150 = Family code

B = input voltage code B

12 = Output voltage 12V

Features

- **Overvoltage protection OVP**
The output voltage is limited to 15% over nominal output voltage by an extra regulation circuit.
- **Extra output with series diode**
Use the series diode output when the output is connected in parallel with other power supplies to archive redundancy.
- **Over / Under voltage alarm**
The built in relay changes to alarm state if the converter output voltage is not within 90% to 115% of nominal output.
The user can select NO or NC relay function. The relay rating is 30V 0.5A (d.c. or a.c.)

Optional Features

- **Inrush current limit with NTC**
Reduces the inrush current during start up. The input voltage range will be affected. Only available on C & D inputs.
- **Conformally coating**
For environment with high non condensing humidity max 98% RH.
- **+70°C operating temperature**
Contact factory for derating as it depends on model. The alarm can not be used at +70°C.
- **Mounting brackets L214-1**
See figure 3.
- **19" Rack mounting set PL88-2**
To mount two PM150 together to form a full 19" rack unit, see figure 2.
- **19" Rack mounting bracket PL88-3**
To mount one PM150 to form a full 19" rack unit, see figure 2.
- **EN/IEC61000-4-5 level 4**
External varistor + surge arrestor mounted from pole to ground. With this filter the input meets level 4 of EN/IEC61000-4-5 (+/-2kV line to line, 4kV line to ground)
- **DIN-rail clips**
Clips to mount PM150 on a 35mm DIN-rail. (Used with PL88-1 & L-214 see figure 3)
- **Train input**
Input voltage range according to train standard EN50155 and IEC60571.

General data / input data

Design topology	Push-Pull
Switching frequency	30 kHz
Emission / immunity	See page 4
Safety EN/IEC60950	Class I
Max. accepted input ripple ¹ 50-400Hz	2% of nominal voltage
Input power at no load	Max. 9 W
Inrush current limit	No
Reverse input voltage protection	
A, B input code	Parallel diode
C, D input code	Series diode
Dimensions (D x W x H)	160x214x88mm
Weight	2.5 kg

- Higher ripple affects the input, contact factory

Output data

Source regulation	0.1%
Load regulation (0-100% load)	0.3%
Transient recovery time for 10%-90% load step to within 3% of nominal output voltage.	<3ms
Output ripple (60kHz) ²	30mV p-p
Input ripple attenuation to output (50 to 400 Hz).	150:1
Emission / Immunity	See page 4
Temperature coefficient	0.02% /°C
Min output adjustment range adjustable with a 15 turn potentiometer	95% to 110%
Current limit, rectangular.	105%
Remote sense	No
Soft start	Yes
Start-up time	1s
Hold-up time, contact factory	2-25ms
Efficiency ³	80-88%
Operating temperature range at 100% load. (Convection cooling.) with derating ⁴	-25 to +55°C +70°C
Storage temperature range	-40 to +85°C

- The output ripple might increase to 0.5% RMS of V_{out} , when EN/IEC61000-4-3, 10V/m test is applied
- Lowest efficiency measured within the whole input voltage range at 100% load.
- Contact factory for derating as it depends on model. The alarm relay can not be used at +70°C.

Mechanical drawing

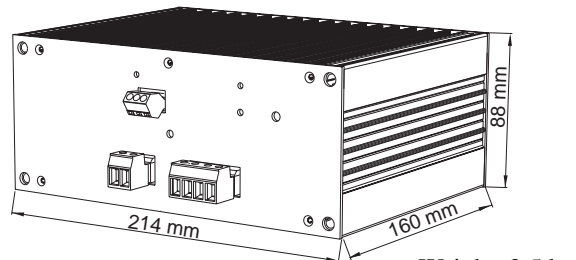


Figure 1.
Dimensions

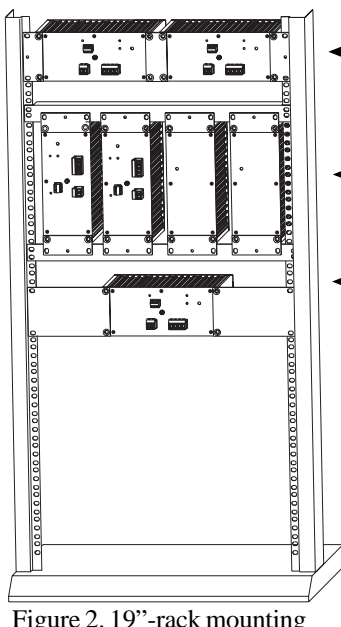


Figure 2. 19''-rack mounting

- ← 2 units PM150/240 mounted side by side forming one 19'' unit using standard bracket PL88-1 and PL88-2 (Optional).
- ← 4 units PM150/240 mounted vertically using standard PL88-1 brackets and L480-2 (Optional).
- ← Single unit PM150/240 mounted as one 19'' unit using PL88-3 brackets (Optional).

- PM150/240 wall mounted. Using mounting brackets (Optional) L214-1
- PM150/240 wall mounted. Using standard brackets PL88-1

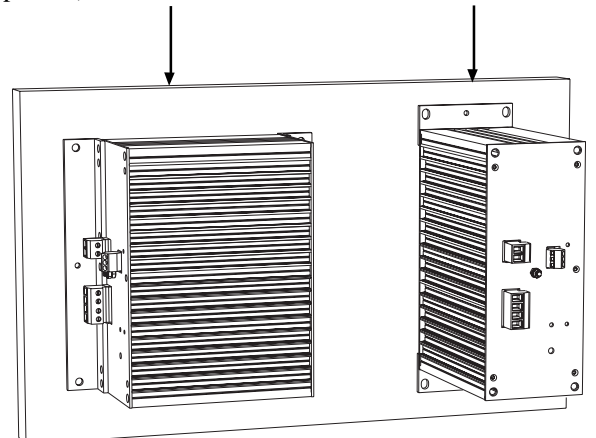


Figure 3. Wall and chassis mounting

PM150 meets the requirements defined by CE mark as apparatus.

PM150 meets requirements of EMC directive and low voltage directive (LVD).

Thus a PM150 can be used as free standing unit or in installations as well as systems designed according to "The modular approach". PM150 can be used in installation without further EMC tests, if our installation instructions are followed. Please note that product standards can demand different levels or other basic standard tests. We test according to levels below. For higher levels or other tests, contact factory.

Isolation testable levels	Test voltage
Input / output	2.5kVa.c. / 4kVd.c.
Input / Case	2.5kVa.c. / 4kVd.c.
Output / Case all outputs	2.5kVa.c. / 4kVd.c.
Input / Alarm	2.5kVa.c. / 4kVd.c.
Output / Alarm	2.5kVa.c. / 4kVd.c.
Case / Alarm	2.5kVa.c. / 4kVd.c.

We use the product standard Low voltage power supplies, DC outputs EN/IEC61204-3 and the generic EMC standards:
 EN/IEC61000-6-2 (Immunity)
 EN/IEC61000-6-3 (Emission)

EMC

EMC-standards	EMC-performance		
Emission standards	Input	Output	Remarks
EN55011/EN55022 (0.15-30MHz)	Level B	Level B	
EN55011/EN55022 (30-1000MHz)	Level B		Enclosure test
Immunity standards	IEC/EN61000-6-2		
EN/IEC61000-4-2	8 kV/15 kV		Contact / air, Enclosure test
EN/IEC61000-4-3	10 V/m AM-Modulated		Output ripple can increase to 0.5% of Vout Enclosure test
EN/IEC61000-4-3	10 V/m Pulse modulated		Enclosure test
EN/IEC61000-4-4	4 kV	4 kV	
EN/IEC61000-4-5, Input code A, B	0.5kV / 1 kV	0.5kV / 1 kV	Line-line 2Ω / Line-case 12Ω
EN/IEC61000-4-5, Input code C ¹ , D ¹	1kV / 2 kV	0.5kV / 1 kV	
EN/IEC61000-4-6	10 V _{RMS}	10 V _{RMS}	AM-Modulated
EN/IEC61000-4-8	Not sensitive		Enclosure test
EN/IEC61000-4-10	Not sensitive		Enclosure test

1 Higher level 2kV / 4kV with external filters, contact factory.

Contact

For updates on this datasheet we refer to www.polyamp.com/htm/download.html
 Specifications subject to change without notice.

Distributor



Polyamp AB Box 229 597 25 Åtvidaberg Sweden
 Telephone: +46 120 854 00 Telefax: +46 120 854 05
<http://www.polyamp.se>, <http://www.polyamp.com>
 E-mail: info@polyamp.se